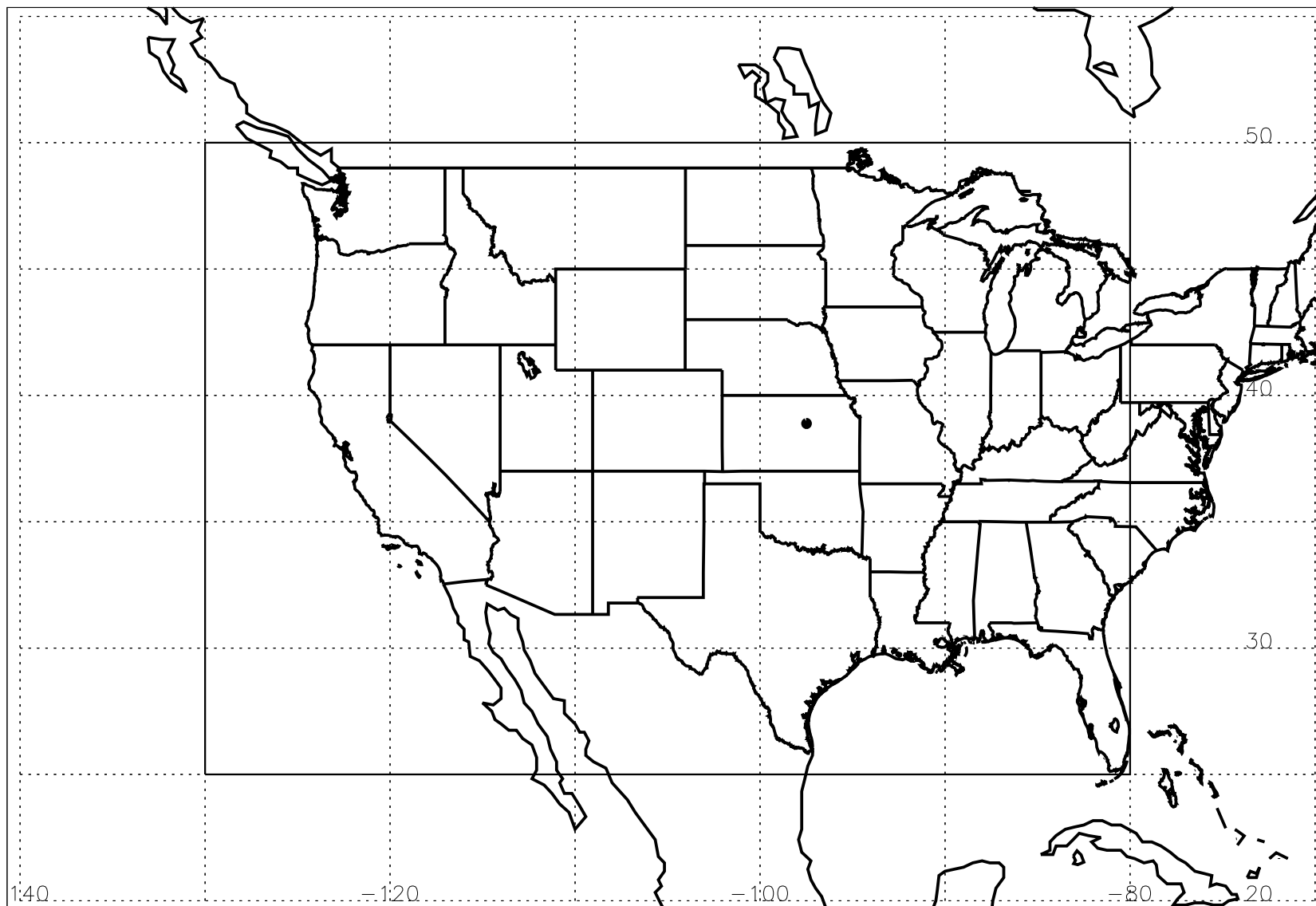


### Convectively-influenced 7-day back trajectory at 58 kft level from boxed region on 06/05/2021, 18Z

Fig. 1: End locations of trajectories influenced by convection in the past 7 days. Time since most recent convection in color.



### Convectively-influenced 7-day back trajectory at 58 kft level from boxed region on 06/05/2021, 18Z

Fig. 2: Trajectories influenced by most recent convection (asterisks) between 0 and 3.5 days



0.0 0.5 1.0 1.5 2.0 2.5 3.0 3.5  
time since most recent convection (day)

### Convectively-influenced 7-day back trajectory at 58 kft level from boxed region on 06/05/2021, 18Z

Fig. 3: Trajectories influenced by most recent convection (asterisks) between 0 and 3.5 days (As Fig. 2 but convection locations only)



### Convectively-influenced 7-day back trajectory at 58 kft level from boxed region on 06/05/2021, 18Z

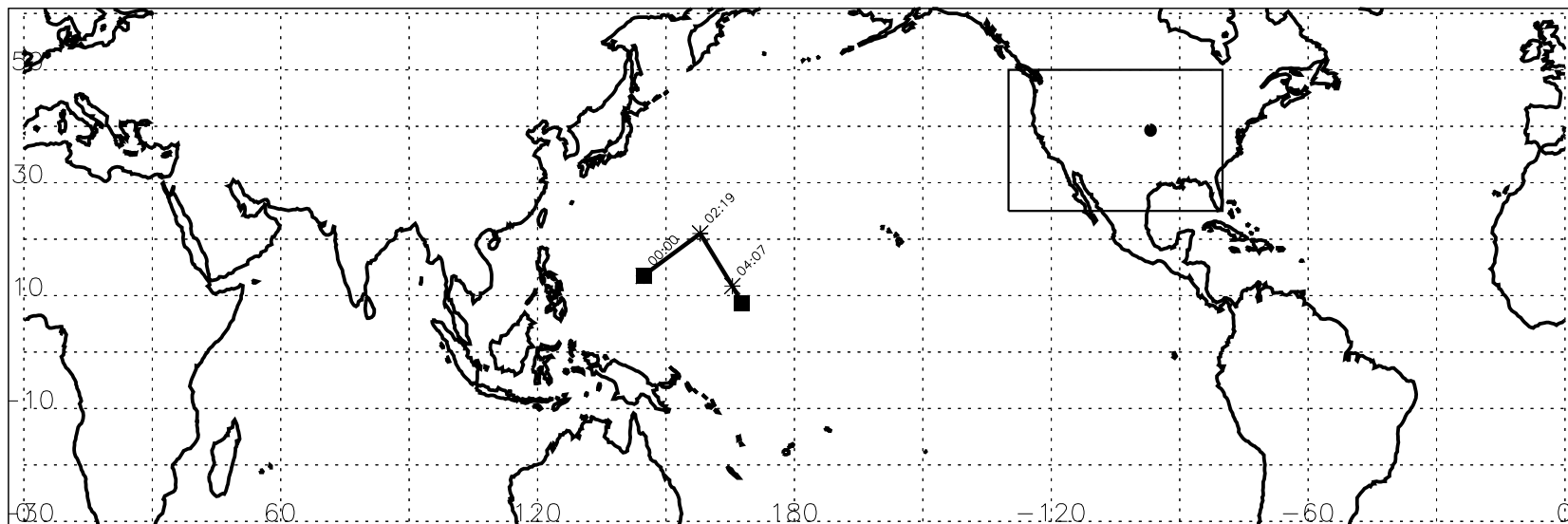
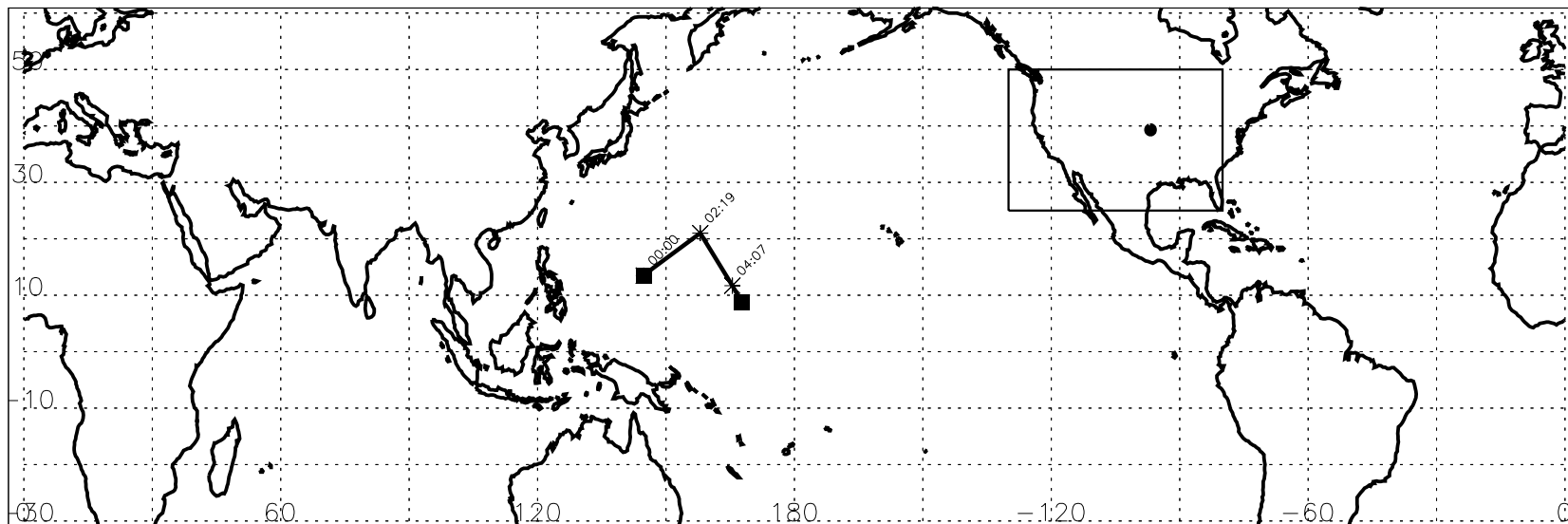
Fig. 4: Locations of most recent convection (top: 0 to 3.5 days; bottom: 3.5 to 7 days).



0 1 2 3 4 5 6 7  
time since most recent convection (day)

### Convectively-influenced 7-day back trajectory at 58 kft level from boxed region on 06/05/2021, 18Z

Fig. 5: Trajectories influenced by most recent convection that occurs outside of boxed region at location X.



0 1 2 3 4 5 6 7  
time since most recent convection (day)