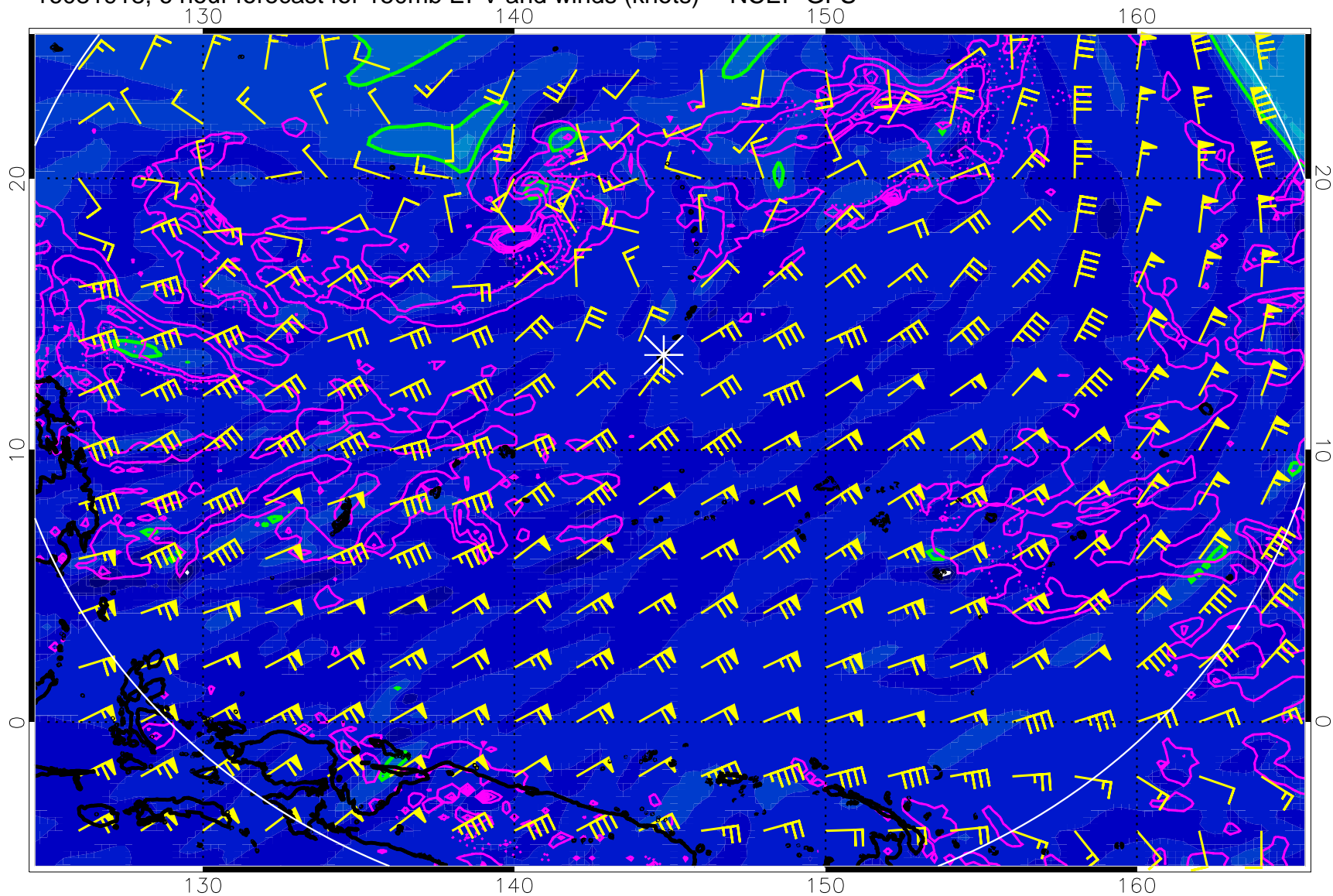


16081918, 6 hour forecast for 150mb EPV and winds (knots) -- NCEP GFS

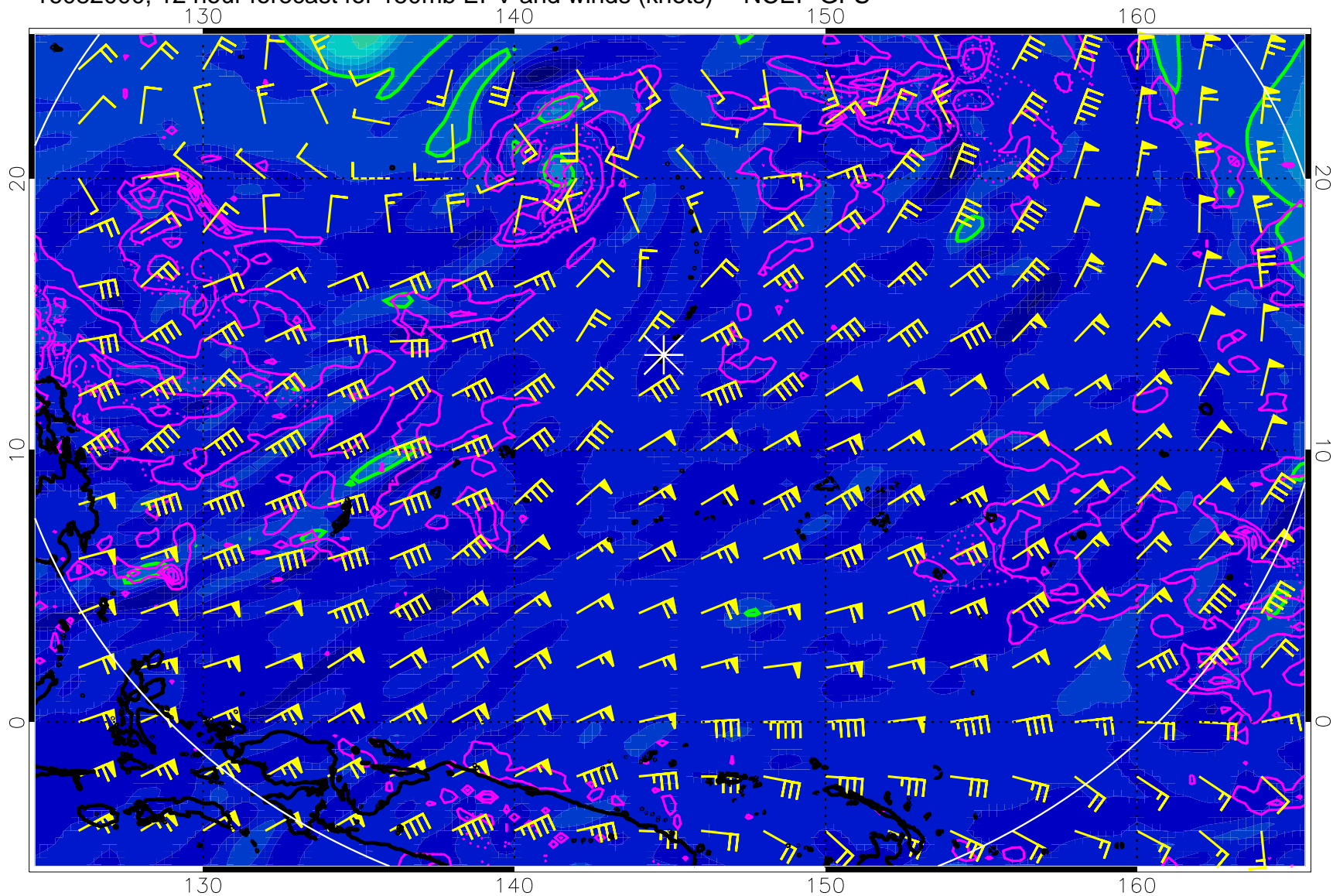


PVU

Precip (tot dot, conv sol) mm/day 40 mm/day contours, min 20

EPV Tropopause (2 PVU) Position


16082000, 12 hour forecast for 150mb EPV and winds (knots) -- NCEP GFS



Precip (tot dot, conv sol) mm/day 40 mm/day contours, min 20

EPV Tropopause (2 PVU) Position


16082006, 18 hour forecast for 150mb EPV and winds (knots) -- NCEP GFS



Precip (tot dot, conv sol) mm/day 40 mm/day contours, min 20

EPV Tropopause (2 PVU) Position


16082012, 24 hour forecast for 150mb EPV and winds (knots) -- NCEP GFS



Precip (tot dot, conv sol) mm/day 40 mm/day contours, min 20

EPV Tropopause (2 PVU) Position


16082018, 30 hour forecast for 150mb EPV and winds (knots) -- NCEP GFS



Precip (tot dot, conv sol) mm/day 40 mm/day contours, min 20

EPV Tropopause (2 PVU) Position

16082100, 36 hour forecast for 150mb EPV and winds (knots) -- NCEP GFS




PVU

Precip (tot dot, conv sol) mm/day 40 mm/day contours, min 20

EPV Tropopause (2 PVU) Position

16082106, 42 hour forecast for 150mb EPV and winds (knots) -- NCEP GFS




0 5.0×10^{-6} 1.0×10^{-5} 1.5×10^{-5}
PVU

Precip (tot dot, conv sol) mm/day 40 mm/day contours, min 20

EPV Tropopause (2 PVU) Position


16082112, 48 hour forecast for 150mb EPV and winds (knots) -- NCEP GFS



Precip (tot dot, conv sol) mm/day 40 mm/day contours, min 20

EPV Tropopause (2 PVU) Position


16082118, 54 hour forecast for 150mb EPV and winds (knots) -- NCEP GFS



Precip (tot dot, conv sol) mm/day 40 mm/day contours, min 20

EPV Tropopause (2 PVU) Position

16082200, 60 hour forecast for 150mb EPV and winds (knots) -- NCEP GFS




PVU

Precip (tot dot, conv sol) mm/day 40 mm/day contours, min 20

EPV Tropopause (2 PVU) Position

16082206, 66 hour forecast for 150mb EPV and winds (knots) -- NCEP GFS

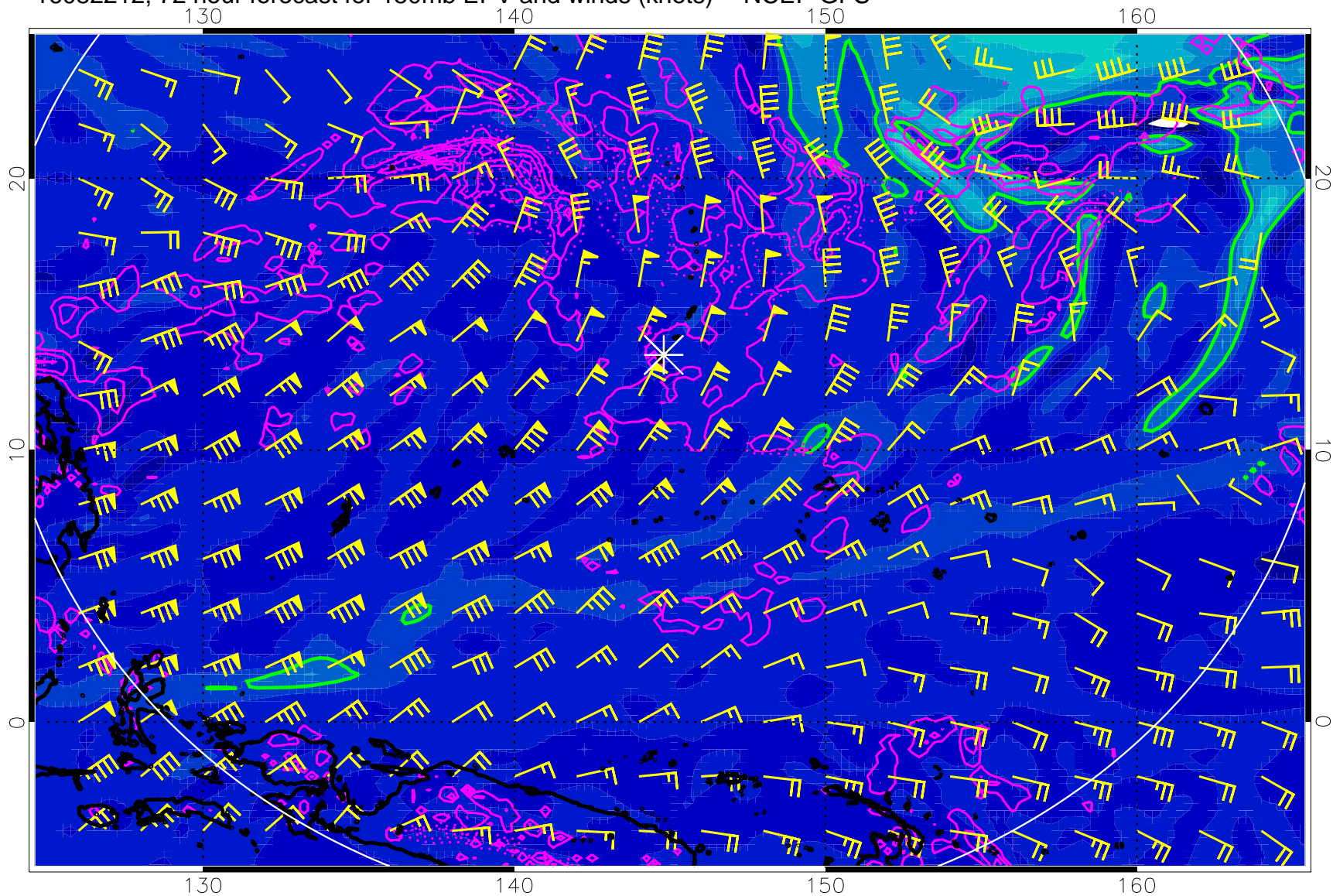


0 5.0×10^{-6} 1.0×10^{-5} 1.5×10^{-5}
PVU

Precip (tot dot, conv sol) mm/day 40 mm/day contours, min 20

EPV Tropopause (2 PVU) Position

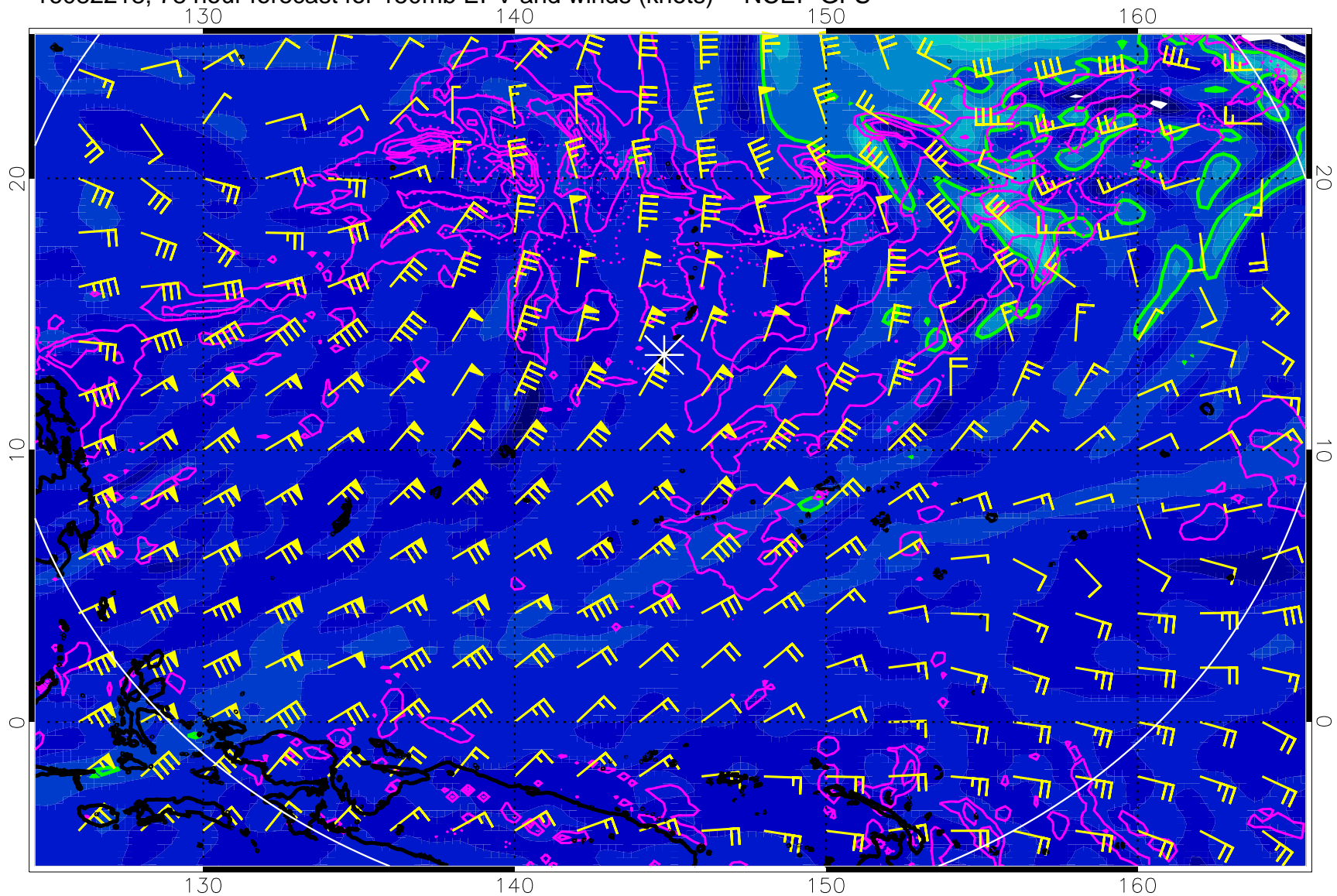
16082212, 72 hour forecast for 150mb EPV and winds (knots) -- NCEP GFS



Precip (tot dot, conv sol) mm/day 40 mm/day contours, min 20

EPV Tropopause (2 PVU) Position

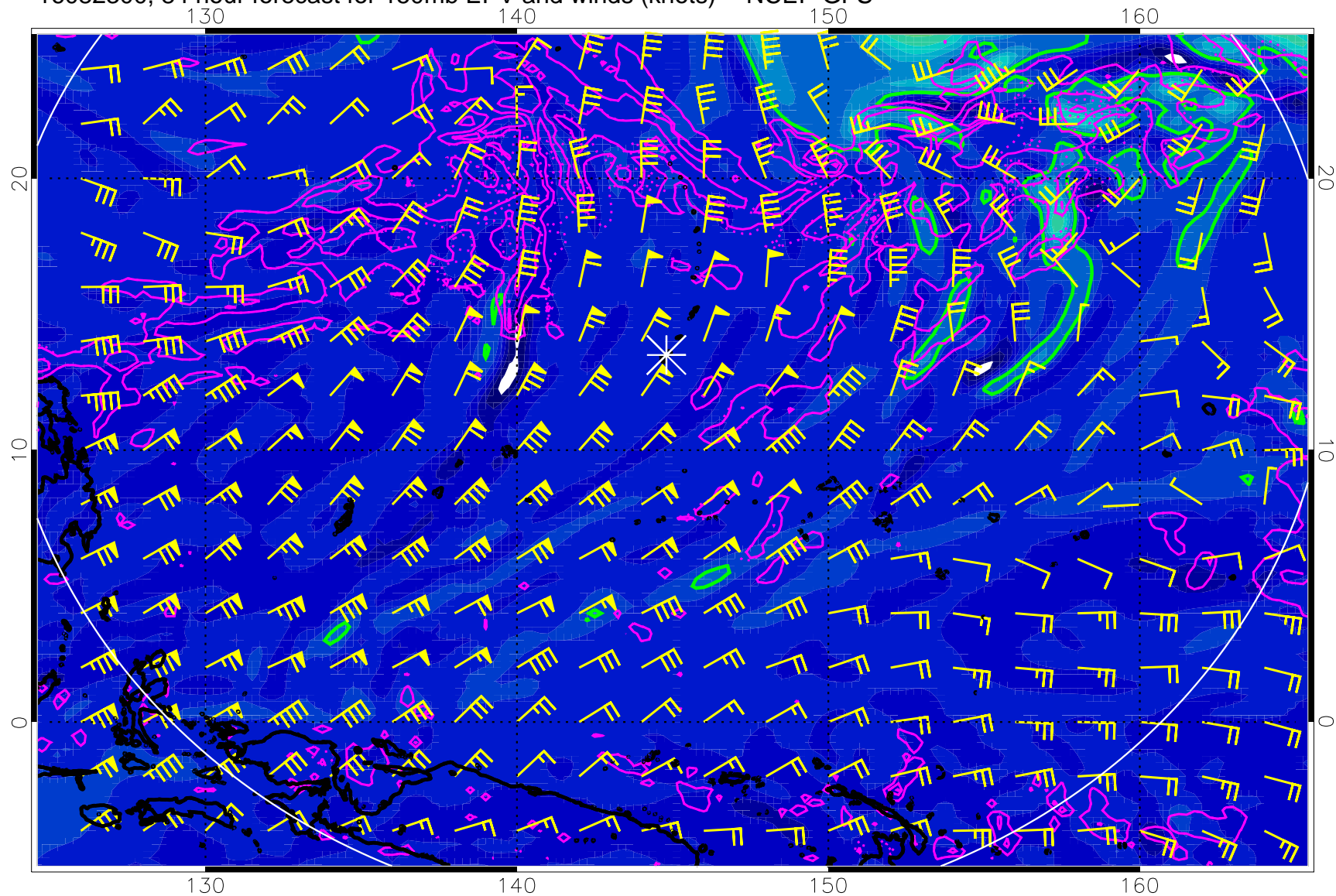
16082218, 78 hour forecast for 150mb EPV and winds (knots) -- NCEP GFS



Precip (tot dot, conv sol) mm/day 40 mm/day contours, min 20

EPV Tropopause (2 PVU) Position

16082300, 84 hour forecast for 150mb EPV and winds (knots) -- NCEP GFS

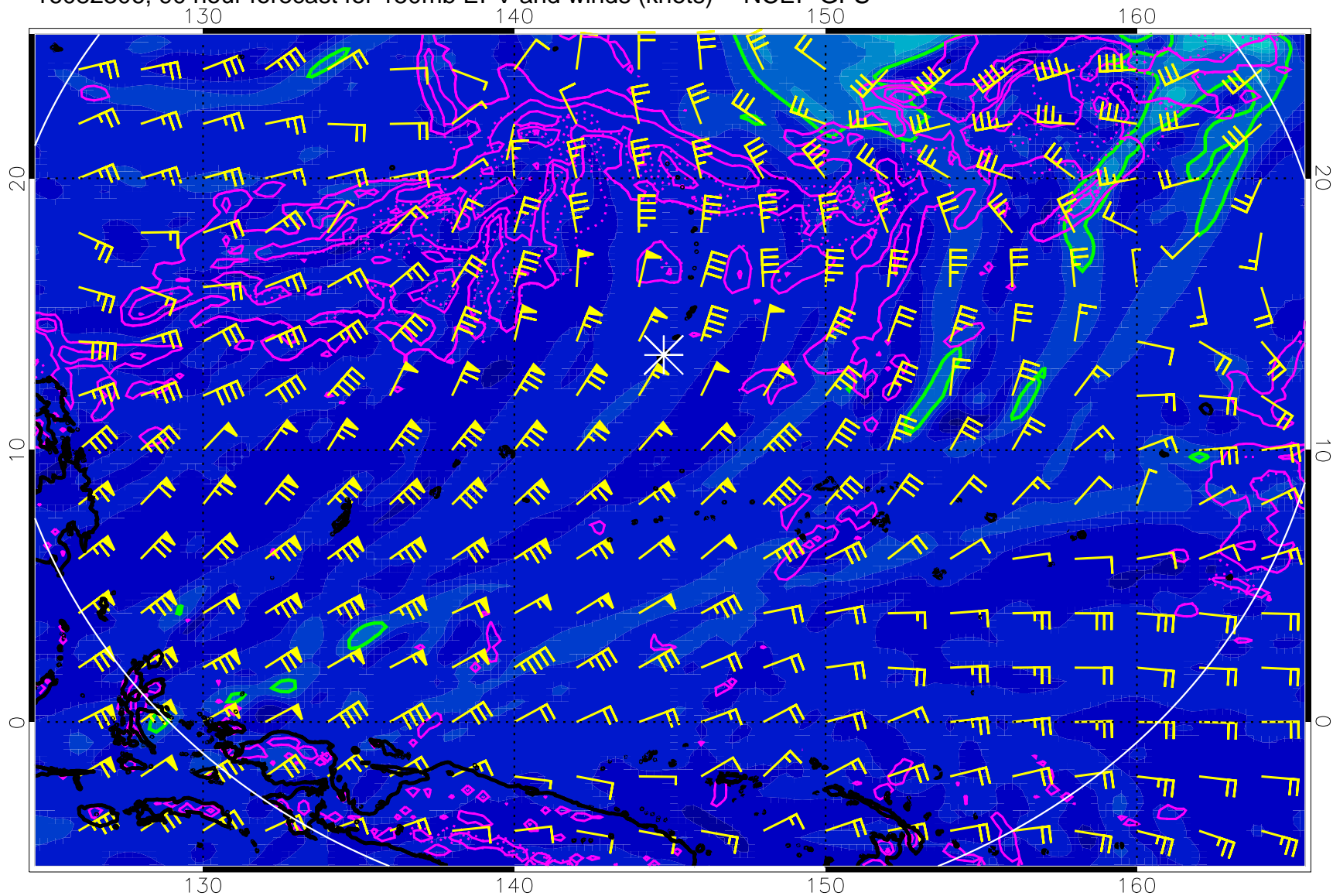


0 5.0×10^{-6} 1.0×10^{-5} 1.5×10^{-5}
PVU

Precip (tot dot, conv sol) mm/day 40 mm/day contours, min 20

EPV Tropopause (2 PVU) Position

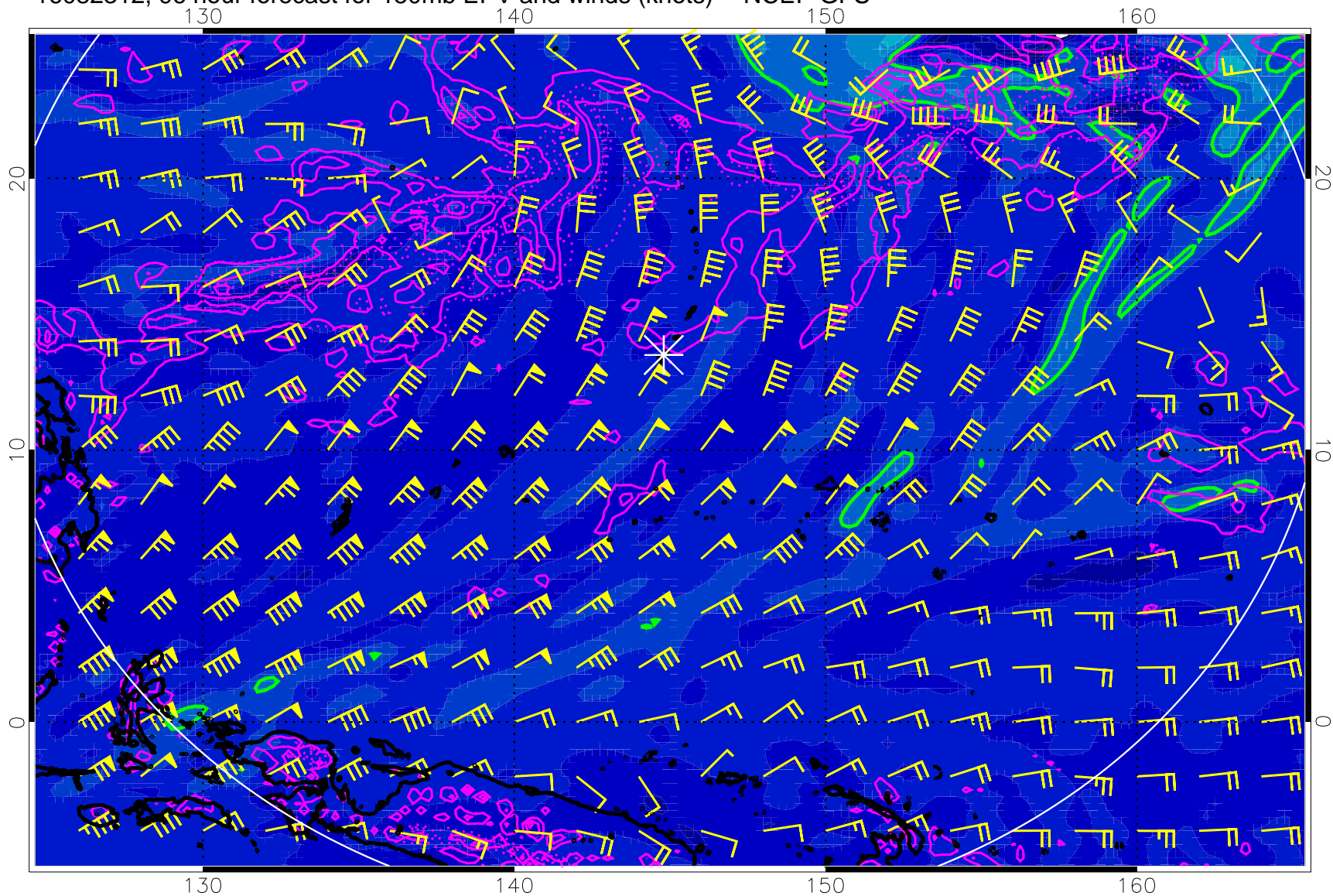
16082306, 90 hour forecast for 150mb EPV and winds (knots) -- NCEP GFS



Precip (tot dot, conv sol) mm/day 40 mm/day contours, min 20

EPV Tropopause (2 PVU) Position

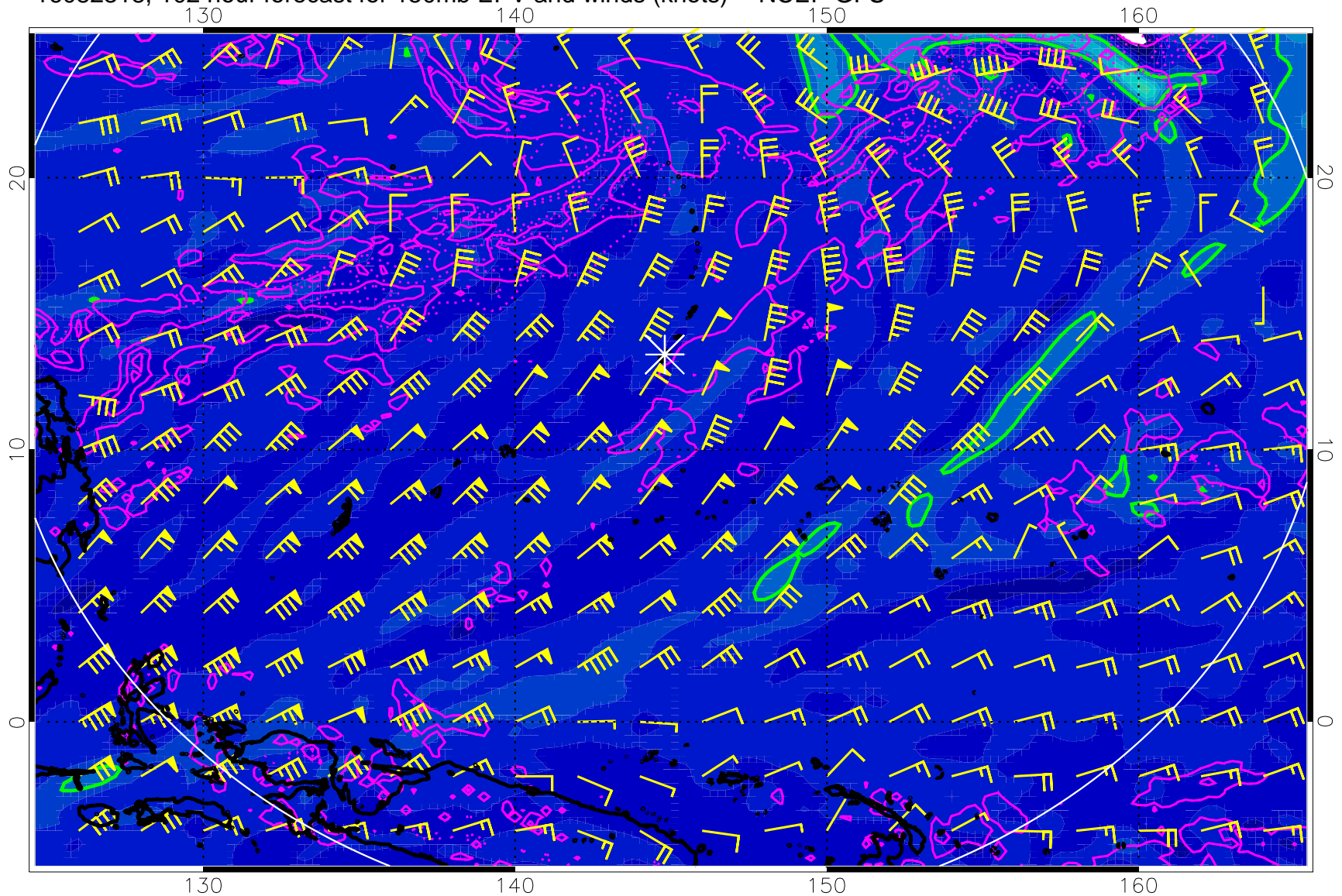
16082312, 96 hour forecast for 150mb EPV and winds (knots) -- NCEP GFS



Precip (tot dot, conv sol) mm/day 40 mm/day contours, min 20

EPV Tropopause (2 PVU) Position


16082318, 102 hour forecast for 150mb EPV and winds (knots) -- NCEP GFS



Precip (tot dot, conv sol) mm/day 40 mm/day contours, min 20

EPV Tropopause (2 PVU) Position

16082400, 108 hour forecast for 150mb EPV and winds (knots) -- NCEP GFS

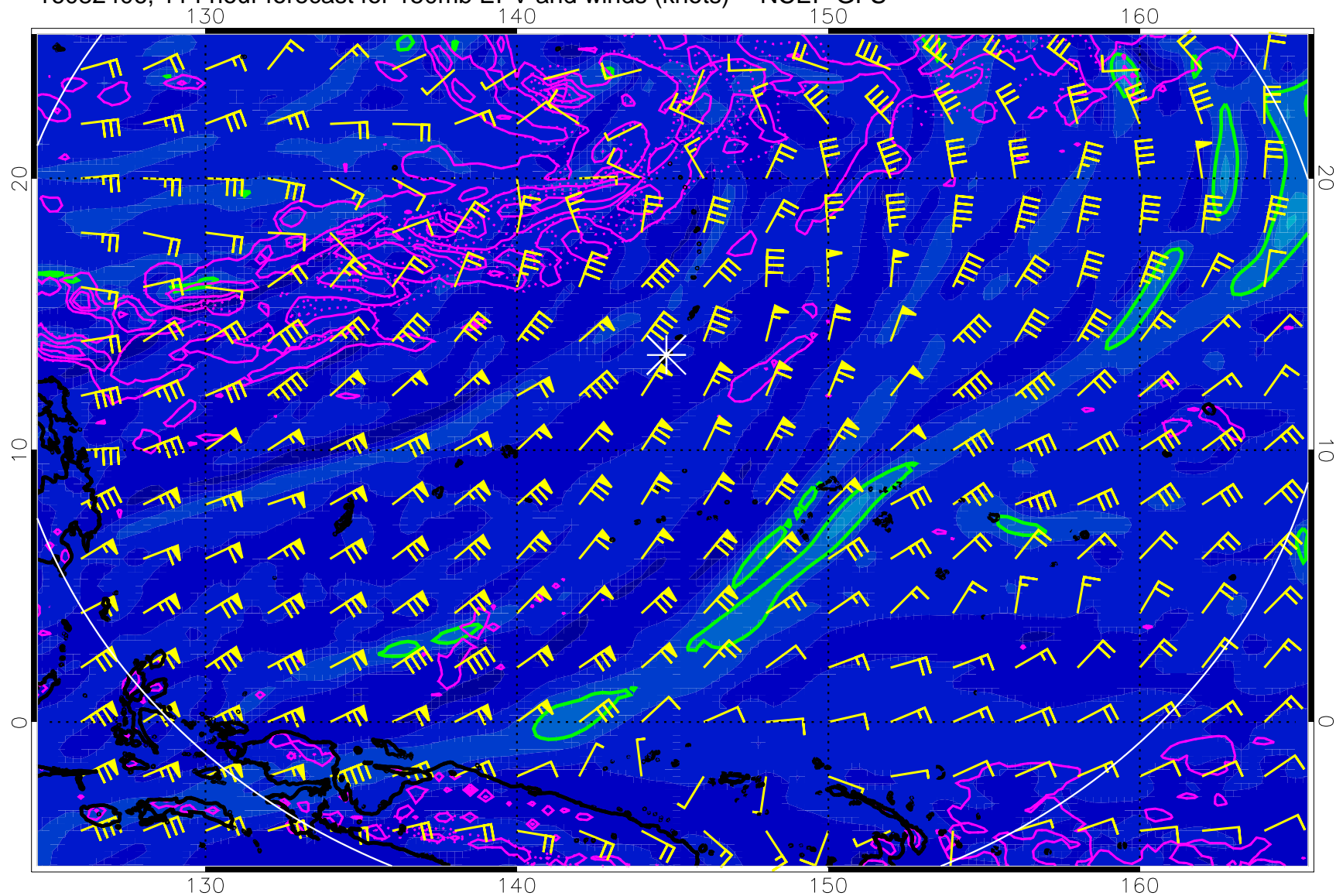


0 5.0×10^{-6} 1.0×10^{-5} 1.5×10^{-5}
PVU

Precip (tot dot, conv sol) mm/day 40 mm/day contours, min 20

EPV Tropopause (2 PVU) Position

16082406, 114 hour forecast for 150mb EPV and winds (knots) -- NCEP GFS

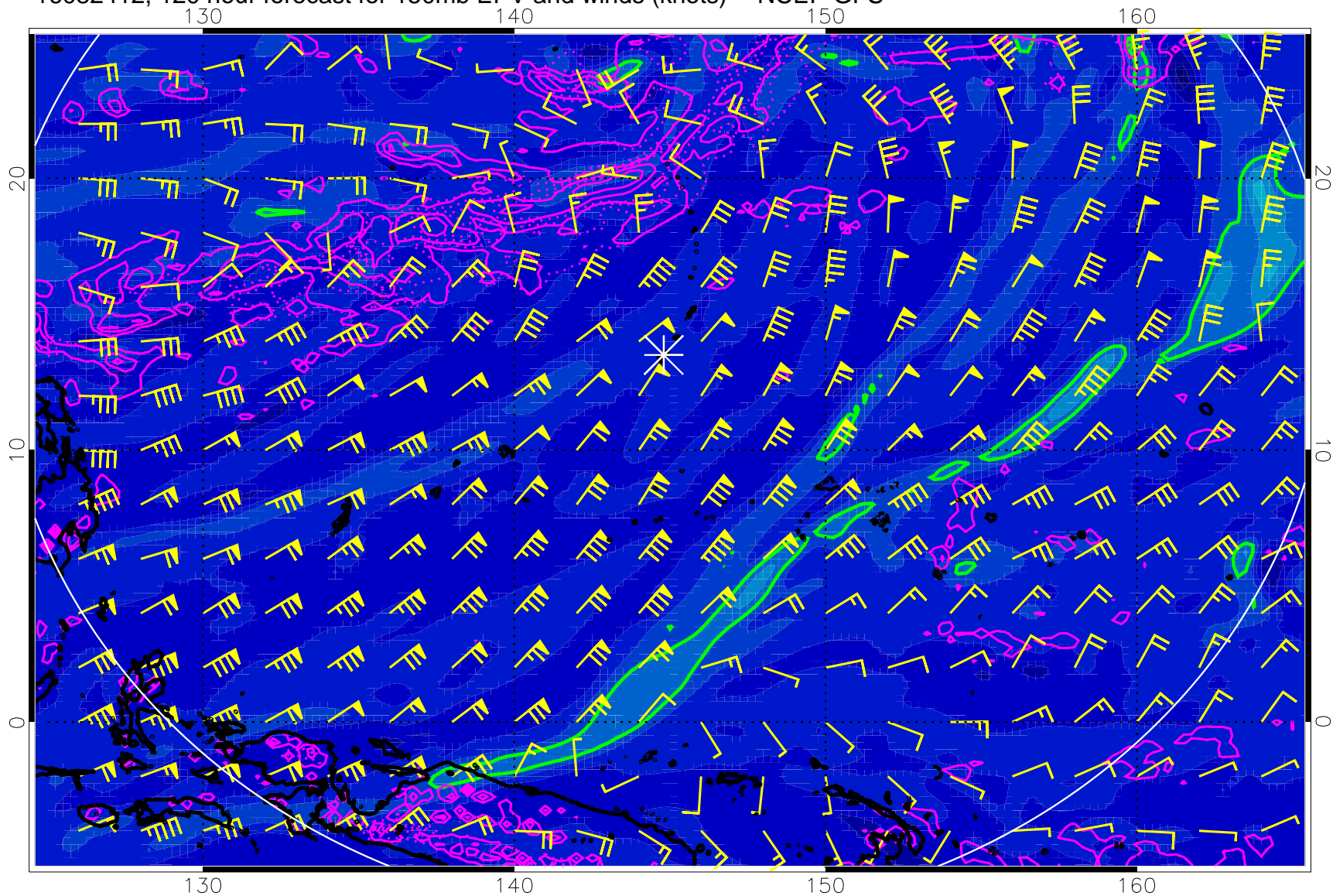


0 5.0×10^{-6} 1.0×10^{-5} 1.5×10^{-5}
PVU

Precip (tot dot, conv sol) mm/day 40 mm/day contours, min 20

EPV Tropopause (2 PVU) Position

16082412, 120 hour forecast for 150mb EPV and winds (knots) -- NCEP GFS



Precip (tot dot, conv sol) mm/day 40 mm/day contours, min 20

EPV Tropopause (2 PVU) Position